

# Spirent Umetrix® Playback | Beta

Easily create and run automated test scripts on Android devices

## Highlights:

- Full automation of any Android device, anytime, anywhere
- Simplified, intuitive script creation with no programming knowledge needed
- Easy translation of scripts across different devices and versions
- Define and collect Key Performance Indicators for successful test execution
- Create and store script libraries in the cloud for use amongst global teams

Testing applications and services on mobile devices can be tedious and time-consuming, but it is a critical step in every release to ensure functionality, usability, and quality of experience. Organizations are always searching for a better way to accomplish this necessary task faster and more cost-effectively, yet still achieve the same trusted results.

With this in mind, Spirent has developed Umetrix Playback, a script creation and automation solution that simulates user manipulation of Android handsets. When integrated with Spirent's Umetrix solutions for voice, video, battery and data quality of experience (QoE), it provides a powerful solution for efficiently testing mobile device performance.

- Easily **record** user interactions to create automated test scripts, then edit and fine tune through a **drag and drop** interface
- Quickly capture and playback nearly **any mobile device user interaction** to assess voice, video, data or app quality of experience
- Share scripts **via cloud** storage

Umetrix Playback facilitates objective, repeatable testing with no manual intervention, thereby eliminating user error and easing regression tests. But it brings much more than just test automation. Key Performance Indicators (KPIs), such as timings of user interactions and script execution status, are produced each time a script is executed. In addition, scripts that are created by individual users can be shared across global teams, streamlining the entire test process.

Umetrix Playback is built with **advanced automation capabilities** such as image recognition (IR), optical character recognition (OCR), and user interface (UI) element matching. This allows scripts to execute successfully even if icons are not in the same place or exactly alike for each device under test. With a simplified, intuitive graphical interface, scripts can be created and modified with little or no programming knowledge, enabling a broader audience to benefit from its capabilities.

## Use Cases

### 1. Repetitive testing of mobile devices

Friendly user trials at mobile operators for new device launches or network change control/regression on a regional or national scale

### 2. Mobile user testing automation; human capital test optimization

Replace or augment direct human engagement with a means to test one or more functions of a mobile device



Sample Umetrix Playback script

## Supports Spirent User Experience Tools



Calling and Audio Quality



Web and App Performance



Video Quality



Real-World Battery Life



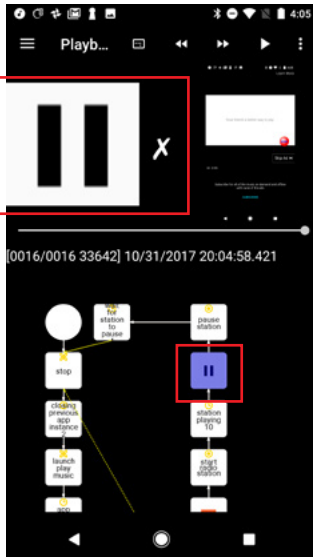
GET IT ON  
**Google Play**

Contact Spirent to access beta

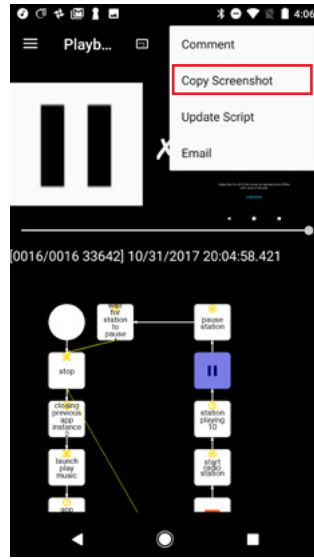
## Scripts are Built Iteratively via Simple Graphical Interface

### Example: Modify script to skip over an ad during a test sequence

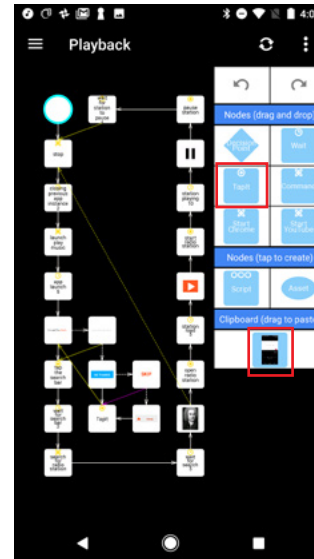
In the following scenario, a user is running a script that halts due to the unexpected appearance of an ad in the sequence of events. This is shown in Screen 1 by the highlighted step, the magnification of that step at the top of the screen, and the “x” for the error. The user can easily insert a brief script sequence that will look for the appearance of the “Skip Ad” button in this instance and “press” it to eliminate the issue in the future.



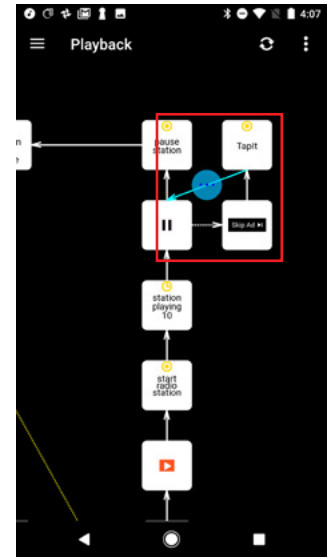
1. Image recognition did not match the expected graphic with the onscreen UI.



2. A user can copy the onscreen UI via the “Copy Screenshot” command...



3. ...and paste it into the script...



4. ...to update the deterministic logic for future runs.

### Scripting Elements

- Features a variety of actions and events called “nodes”
  - Pre-recorded user actions
  - Image recognition events
  - Issue ADB commands
  - Execute a test set
  - Handset diagnostics information “decision points”
- Logic and test-path branching
- Iterative development approach allows script logic to be developed on one device and ported to other devices with relative ease

### Results Output

- On-device results view supports the iterative script development approach
- Handset diagnostics information and timestamps are recorded at every node
- Screenshots taken at every image recognition node for failure analysis
- Optional video logging for a complete movie of script execution

## Contact Us

For more information, call your Spirent sales representative or visit us on the Web at [www.spirent.com/ContactSpirent](http://www.spirent.com/ContactSpirent).

[www.spirent.com](http://www.spirent.com)

© 2018 Spirent Communications, Inc. All of the company names and/or brand names and/or product names and/or logos referred to in this document, in particular the name “Spirent” and its logo device, are either registered trademarks or trademarks pending registration in accordance with relevant national laws. All rights reserved. Specifications subject to change without notice. Rev B | 08/18

Americas 1-800-SPIRENT  
 +1-800-774-7368 | [sales@spirent.com](mailto:sales@spirent.com)

US Government & Defense  
[info@spirentfederal.com](mailto:info@spirentfederal.com) | [spirentfederal.com](http://spirentfederal.com)

Europe and the Middle East  
 +44 (0) 1293 767979 | [emeainfo@spirent.com](mailto:emeainfo@spirent.com)

Asia and the Pacific  
 +86-10-8518-2539 | [salesasia@spirent.com](mailto:salesasia@spirent.com)