

SPIRENT ABACUS

T1 AND E1 TRAFFIC GENERATOR WITH CHANNEL ASSOCIATED SIGNALING

ABACUS 5000—PCG3 SUBSYSTEM

The Abacus™ 5000 PCG3 subsystem provides PCM circuits to emulate a telephone exchange (central office) or a terminal. The PCG3 subsystem simulates T1 and E1 call generation and switching.

APPLICATIONS

VoIP Convergence

- Test convergence to VoIP devices (in combination with ICG3 subsystem)
- Measure one-way delay between TDM and VoIP devices
- Verify functionality of media and voice gateways
- Check dial-up connectivity of voice traffic
- Assess voice quality
- Generate calls from a T1 or E1 link into an IP network through a media gateway

PBXs, Switches, Central Offices

- Create traffic
- Determine capacity

Transmission Equipment, Channel Banks, Multiplexers

- End-to-end test
- Verify transmission quality

Voicemail, IVR

- Transmit and receive account codes
- Generate traffic to leave messages
- Replay messages


Switching

- Switch PCG3 interface to PCG3, TCG3, interfaces


The PCG3 subsystem provides TDM call generation and switching functionality to test PCM T1/E1 circuits with 24 or 30 channels per circuit. Each channel can be configured as an originating (calling party) or terminating (called party) channel. In call generation mode, the PCG3 subsystem executes a call setup/teardown for each channel and executes a media script that includes transmission and reception of audio signals and files. When performing switching, it routes a call from one channel to another channel on the Abacus 5000 system, based on the number dialed by the system under test.

PCG3 subsystems support 4, 14 or 28 full-duplex T1, or 4, 14 or 21 full-duplex E1 circuits.


Spirent has the most complete TDM, VoIP and analog solution in one platform using the same GUI. For TDM: TCG3, PCG3. For VoIP: ICG3. For analog: ECG3 and Abacus 100 Analog.




PCG3 Front Card



TCI3 Rear Card
(28/21-Circuits)



PCI3 Rear Card
(14-Circuits)



PCI3 Rear Card
(4-Circuits)

BENEFITS

- Simplify the testing of converged IP telephony and PSTN networks and services with functional and performance testing for SS7, T.30 fax, V.90 data modem and PSTN/IP ladder diagrams
- Achieve overall cost savings by giving the user full flexibility in convergence testing with synchronized IP, TDM and analog measurements with the same user interface

FEATURES

- Supports SS7 (ANSI, ETSI, ITU-T), CAS, MF R1/R2, ISDN PRI, GR-303 and SLC-96/TR08 (Mode 1)
- 4, 14 or 28 full-duplex T1 with 24 channels per circuit at the T1 rate (1.544 Mbps)
- 4, 14 or 21 full-duplex E1 with 30 channels per circuit at the E1 rate (2.048 Mbps)
- 96, 336 or 672 channels (T1), or 120, 420 or 630 channels (E1)
- Call generation and switching
- Built-in protocol analyzers
- Custom protocols
- Sends and receives tones, PRBS and speech
- Performs voice quality measurements on each call using PSQM and PSQM+
- Performs voice quality measurements (PESQ) on 96 channels (T1), or 120 channels (E1) on 4-circuit PCG3
- Performs PESQ voice quality measurements on 392 channels on 14-circuit or 28/21-circuit PCG3
- PSQM, PSQM+ to MOS conversion
- MOS-LQO, R-factor (P.834) and J-MOS calculations from PESQ measurements
- Performs fax measurements on 96 channels (T1), or 120 channels (E1) on 4-circuit PCG3
- Performs fax measurements on 336 channels on 14-circuit or 28-circuit PCG3
- Programmable call progress tones
- Detects and forwards DTMF, MF R1/R2 pulse dialing
- Flexible call sequences
- Generates over 600,000 (E1 PRI-ISDN) calls per hour per subsystem
- Switches over 400,000 (T1 PRI-ISDN) calls per hour per subsystem
- Program test duration to be random or fixed from 1 second to indefinite
- Verifies speech path is established and retained for duration of call

- Results are automatically and continuously gathered and presented in tables and graphs
- SS7 event analyzer
- T.30 fax up to 14.4 kbps
- Up to V.90 data modem (48 channels max for 4-circuits and 112 channels max for 14-circuits and 28/21-circuits)
- QSIG basic call support on ISDN PRI
- 16 groups of SS7, PRI, GR-303, or V5 trunks per subsystem
- Voice quality measurements and fax within one script
- 2048 logical channels with GR-303 concentration
- SS7 CIC phone book
- SS7 ISUP Configurability
- Call Tracer (ladder diagram for SS7)
- Load Profiling (Saw Tooth, Rectangle, Trapezoid and Poisson)
- Graphical display of Measurements-over-Time
- Facility message support in PRI
- Idle bit pattern

STONE SPECIFICATIONS

- Send any two frequencies with 1 Hz resolution
- Send noise or silence
- Send with a resolution of 8 ms and an accuracy of ± 20 ms
- Detect two frequencies with a minimum difference of 10 Hz for no noise
- Detect energy or silence
- Detect signals with a minimum duration of 40 ms at various thresholds, with an accuracy of ± 20 ms

PATH CONFIRMATION SPECIFICATIONS

- 3-tone: use series of three single frequencies
- Physical: use series of dual frequencies to identify unique address of channel
- Resilient: exchange tones with precise voice activation factor (VAF), and measure disturbances in the speech path
- PRBS: send and receive $2^{11}-1$ or $2^{15}-1$, and perform full-duplex BERT
- Programmable cut through time

VOICE QUALITY SPECIFICATIONS

- PSQM, PSQM+ and PESQ measurements
- PSQM, PSQM+ to MOS conversion
- MOS-LQO, R-factor (P.834) and J-MOS calculations from PESQ measurements

SPECIFICATIONS FOR MAKING AND RECEIVING CALLS**Making and Receiving Calls, Sending and Receiving Digits**

- Signaling: DTMF, MF R1/R2, pulse, and custom digits; transmit level, receive level and digit timing can be configured

DTMF or FSK Caller ID

- DTMF or FSK; send and receive with date and time
- Programmable timer for tone on and tone off
- Programmable make interval, break interval, and inter-digit pause for pulse dialing
- Number of digits selectable between fixed or automatically detected

Call Progress Tones

- Send and detect dial tone, ring back, busy, howler tone and congestion
- Programmable frequencies and cadences

Audio Monitor

- Listen to any 2 channels from the controlling PC

VOICE PATH MEASUREMENT SPECIFICATIONS

Perform Measurements On Each Channel

- Delays
 - Dial tone
 - Single tone
 - Dual tone
 - Call acknowledgement
 - Call setup
 - Round trip
 - One way delay
- Hits and clips
 - Measure up to 1 second of interruptions in speech path (with resilient path confirmation)
- Bit error rate (with PRBS path confirmation)

SWITCHING SPECIFICATIONS

- Number dialed into a switching channel can comprise called and calling party numbers
- Number forwarded from Abacus 5000 can comprise called and calling party numbers
- Called and calling party numbers can be received and forwarded with prefix and suffix
- A single number can be allocated to any number of channels on Abacus 5000
- Maximum of 5 subsystems that stand in the left-most shelf slots

PROTOCOL SPECIFICATIONS

- CAS, MF R1/R2, and pulse dialing

- Primary rate ISDN (US, ETSI, Lucent, Nortel Japan)
- GR-303 (IDT and RDT)
- SS7 (ANSI, ETSI, ITU-T)
- SLC-96/TR08 (Mode 1)
- QSIG basic call support on ISDN PRI

STANDARD FRAMING, LINE CODING AND SIGNALING SPECIFICATIONS

- T1 frame format: D4 and ESF
- E1 frame format: 2 frame, 16 frame, or 16 frame with CRC
- T1 line code: AMI, B8ZS
- E1 line code: AMI, HDB3
- Signaling included with T1 option: Loop Start, Ground Start, E&M, FGD
- Signaling included with E1 option: R2, China R1, T1097, T0466, E&M, Q.50

CUSTOM TDM PROTOCOLS SPECIFICATIONS

- Create protocols for T1 and E1
- Create any CAS state machine with unlimited number of states
- Each state sends any signaling bit
- Each state has 16 exit conditions
- Incorporate MF R2 state machine
- Send and detect caller ID and meter pulses

INTERFACES

- PCG3 subsystem for call generation, T1 and E1

PHYSICAL CONNECTIONS

- PCG3 front card with active components fits into one Abacus 5000 slot
- PCI3 rear card provides 4 or 14 RJ-45 connectors
- TCI3 rear card provides BNC and 68-pin connectors for the 28/21-circuit

ELECTRICAL SPECIFICATIONS

- T1 transmit level: 3 Vb-p
- E1 transmit level: 2.4 Vb-p for E1 75 ohms; 3 Vb-p for 120 ohms
- Transmit timing: recovered (loop) or derived from internal system clock
- Receive level: 0 to -6 dB from transmit level
- T1 line impedance: 100 ohms
- E1 line impedance: software selectable between 75 ohms and 120 ohms
- Isolation: 500 VAC rms between line and electronics

ORDERING INFORMATION**4-Circuits**

- PCG3 subsystem for call generation: 4 circuits T1 (P/N PCG-3000B)
- PCG3 subsystem for call generation: 4 circuits E1 (P/N PCG-3001B)
- PCG3 subsystem with switching: 4 circuits T1 (P/N PCG-3002B)
- PCG3 subsystem with switching: 4 circuits E1 (P/N PCG-3003B)

14-Circuits

- PCG3 subsystem for call generation: 14 circuits T1 (P/N PCG-3004B)
- PCG3 subsystem for call generation: 14 circuits E1 (P/N PCG-3005B)
- PCG3 subsystem with switching: 14 circuits T1 (P/N PCG-3006B)
- PCG3 subsystem with switching: 14 circuits E1 (P/N PCG-3007B)

28/21-Circuits

- PCG3 Subsystem for call generation: 28 circuits T1 (P/N PCG-3008B)
- PCG3 Subsystem for call generation: 21 circuits E1 (P/N PCG-3009B)
- PCG3 Subsystem with switching: 28 circuits T1 (P/N PCG-3010B)
- PCG3 Subsystem with switching: 21 circuits E1 (P/N PCG-3011B)

TDM Bundles

- T1 call generation—Abacus 5000: 4 CKT-T1, with CAS, PRI and SS7 (P/N PCG-3020B)
- T1 call generation—Abacus 5000: 14 CKT-T1, with CAS, PRI and SS7 (P/N PCG-3021B)
- 4 CKT-E1 call generation—Abacus 5000 with CAS, PRI and ETSI+ITU-T SS7 (P/N PCG-3022B)
- 14 CKT-E1 call generation—Abacus 5000 with CAS, PRI and ETSI+ITU-T SS7 (P/N PCG-3023 B)

AMERICAS 1-800-SPIRENT • +1-818-676-2683 • sales@spirent.com

EUROPE AND THE MIDDLE EAST +44 (0) 1293 767979 • emainfo@spirent.com

ASIA AND THE PACIFIC +86-10-8518-2539 • salesasia@spirent.com

- T1 call generation—Abacus 5000: 28 CKT-T1, with CAS, PRI and SS7 (P/N PCG-3026B)
- 21 CKT-E1 call generation—Abacus 5000 with CAS, PRI and ETSI+ITU-T SS7 (P/N PCG-3027B)

PCG3 SWF OPTIONS

SWF Option	4-circuit Firmware Options	14-circuit Firmware Options	28/21-circuit Firmware Options
Call generation	SWF-3030	SWF-3060	SWF-3360
Switching	SWF-3031	SWF-3061	SWF-3261
E1	SWF-3032	SWF-3062	SWF-3262
T1	SWF-3033	SWF-3063	SWF-3263
PRI: NI, Lucent, Nortel, ETSI	SWF-3034	SWF-3064	SWF-3264
GR-303 (TMC only), for T1	SWF-3035	SWF-3065	SWF-3265
ANSI SS7	SWF-3037	SWF-3067	SWF-3267
ETSI and ITU-T SS7	SWF-3038	SWF-3068	SWF-3268
SS7 Virtual Trunks	SWF-3041	SWF-3071	SWF-3271
PSQM, PSQM+	SWF-3042	SWF-3072	SWF-3272
PESQ	SWF-3043	SWF-3073	SWF-3273
T.30 fax up to V.17	SWF-3044	SWF-3074	SWF-3274
V.90 data modem	SWF-3046	SWF-3076	SWF-3276
T.30 fax and V.90 data modem combo	SWF-3049	SWF-3079	SWF-3279
SLC-96/TR-08 (Mode 1)	SWF-3055	SWF-3085	SWF-3285

FOR MORE INFORMATION

Visit Spirent Communications' Web site at www.spirent.com/go/voice where you can learn about Spirent IP Telephony test systems and services, download product literature, white papers and test methodologies. Contact your local sales representative for details.

SPIRENT GLOBAL SERVICES

Spirent Global Services provides a variety of professional services, support services and education services—all focused on helping customers meet their complex testing and service assurance requirements. For more information, visit the Global Services Website at www.spirent.com/gs or contact your Spirent sales representative.